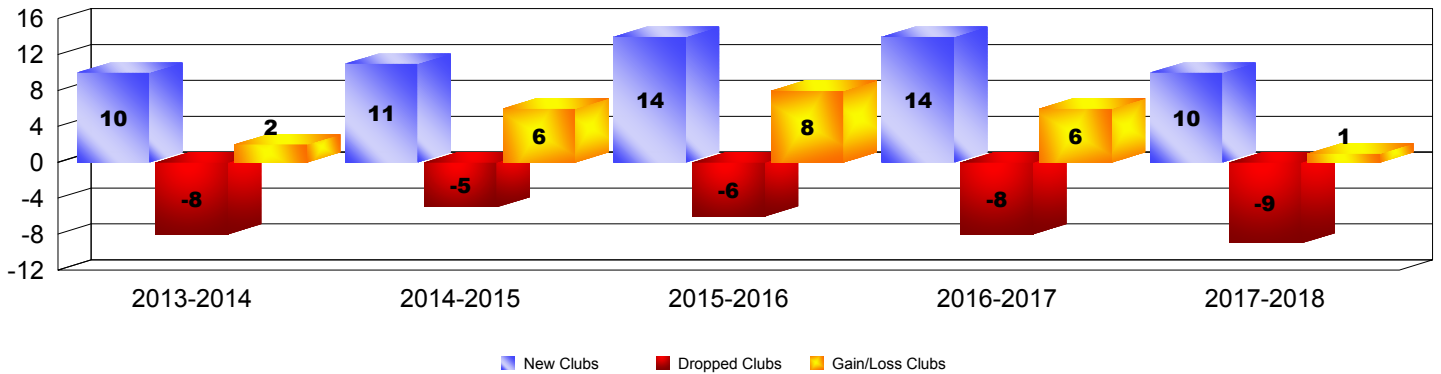
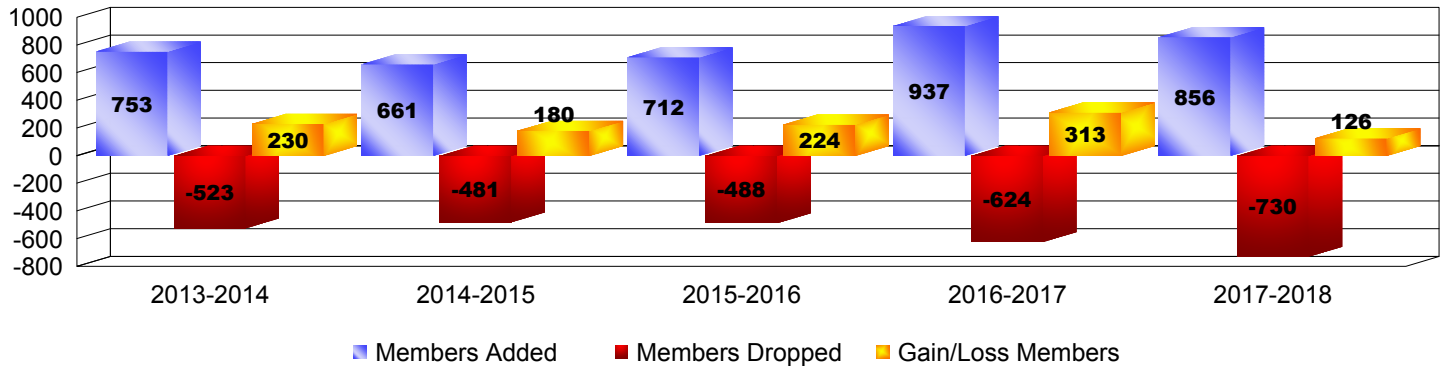


Year	New Clubs	Dropped Clubs	Gain/Loss Clubs	New Members	Charter Members	Reinstate Members	Transfer Members	Total Member Added	Total Members Dropped	Gain/Loss Members
2013-2014	10	-8	2	384	271	80	18	753	-523	230
2014-2015	11	-5	6	290	318	50	3	661	-481	180
2015-2016	14	-6	8	346	344	12	10	712	-488	224
2016-2017	14	-8	6	547	367	18	5	937	-624	313
2017-2018	10	-9	1	560	244	51	1	856	-730	126
Average	12	-7	5	425	309	42	7	784	-569	215

Clubs




Members



Membership Composition

June 2018 Cumulative



Gender Comparison

June 2018 Cumulative

